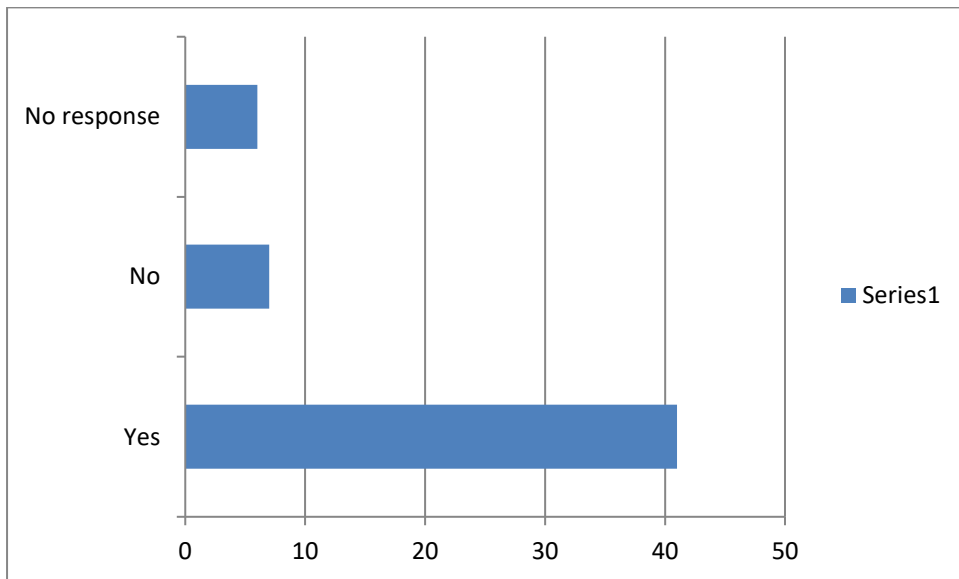


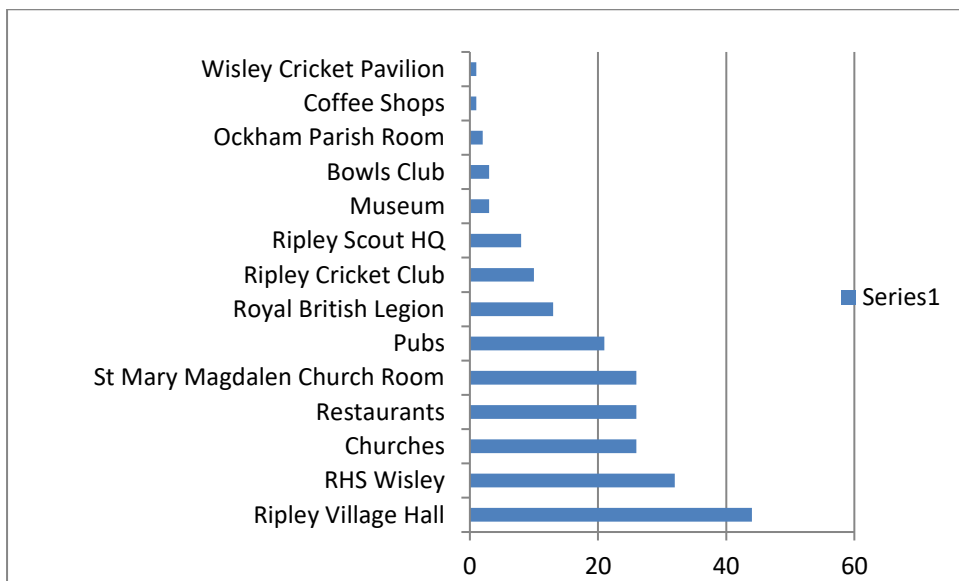
## 2016 Facilities Survey – All Responses

Below is the breakdown of 54 responses gathered from young people, parents, and Over 60s

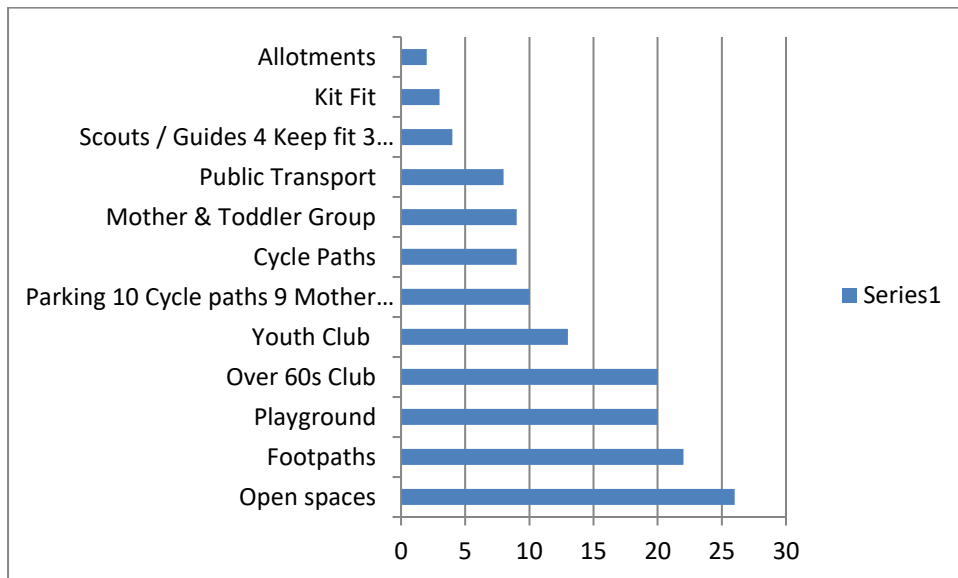
### Are you happy with facilities for your age group within Lovelace?



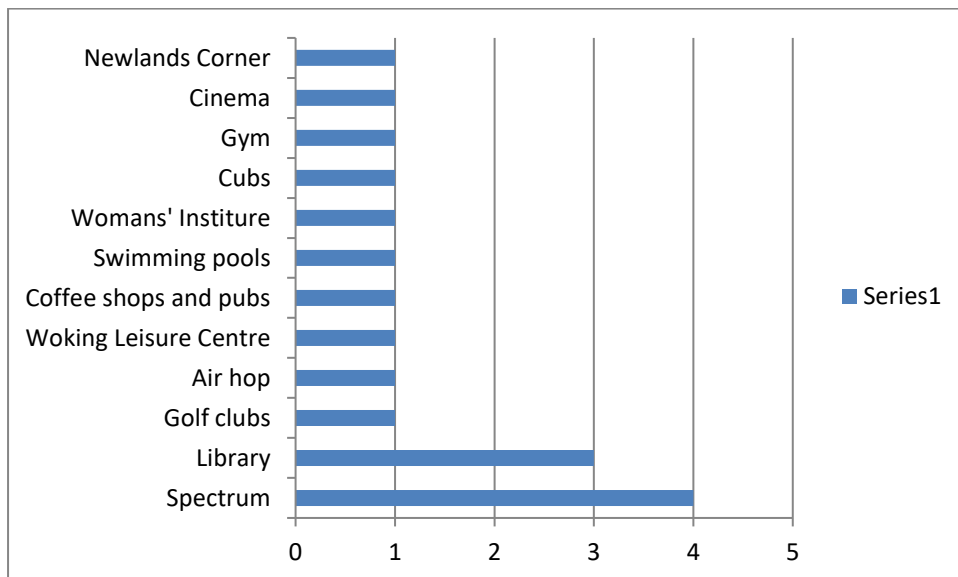
### What clubs/ venues/ organisations do you use within Lovelace?



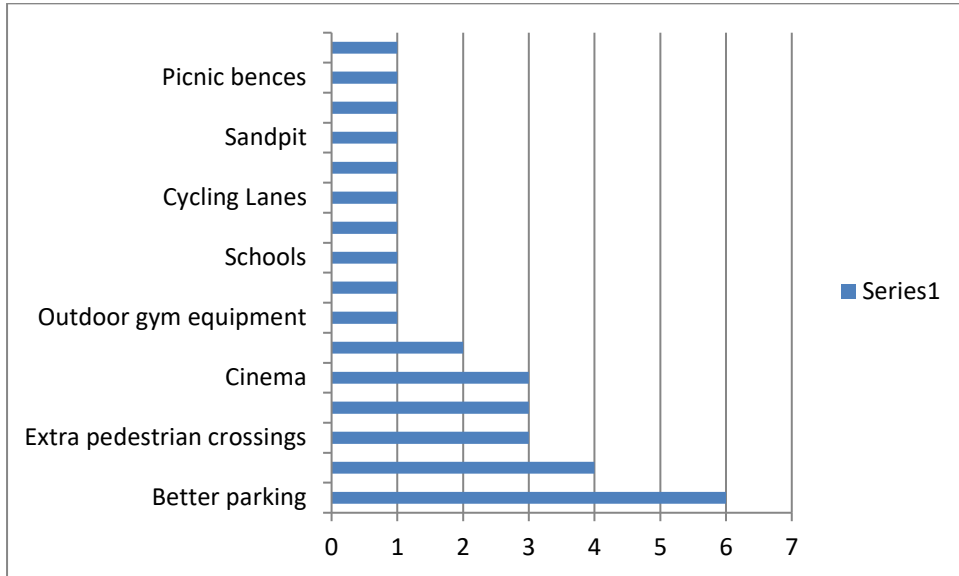
### What specific facilities do you use within Lovelace?



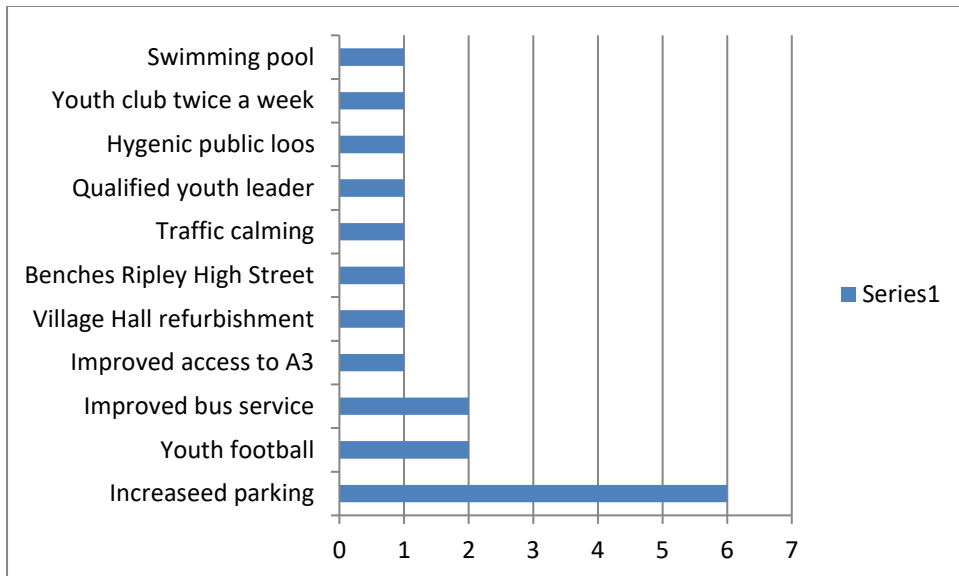
### What clubs/ venues/ organisations do you use within a few miles of Lovelace?



**In an ideal world, what facilities would you like to see within Lovelace?**



**What small changes would you like to see within Lovelace?**



## 2016 Facilities Survey - Results

The February 2016 Facilities Survey was carried out amongst young people, parents and over 60's to establish their views on current and possible future facilities in Lovelace. A total of 54 people responded.

A summary of the main responses to each question is shown below.

- 76% of people are happy with the facilities within Lovelace for their age groups.
- 81% use the Ripley Village Hall,
- 59% visit the RHS Gardens
- 48% use the Church and Church room
- 48% use the restaurants
- 39% use the village pubs

Of the specific facilities used:

- 48% use the open spaces
- 41% use the footpaths
- 37% the playground
- 37% the Over 60's Club
- 24% the Youth Club.
- 31% used a broad range of facilities within a few miles of Lovelace, including Guildford Spectrum (sports centre), the library, golf clubs, Woking Leisure Centre, etc.
- 11% would like better parking
- 8% a swimming pool

The remaining people suggested a wide range other facilities, e.g. extra pedestrian crossings, a skate park, cinema, outdoor gym equipment, somewhere for teens to hang out, rock wall climbing, etc.

Other changes included youth football, improved bus services, improved access to the A3, Village Hall refurbishment, youth club twice a week, etc.